

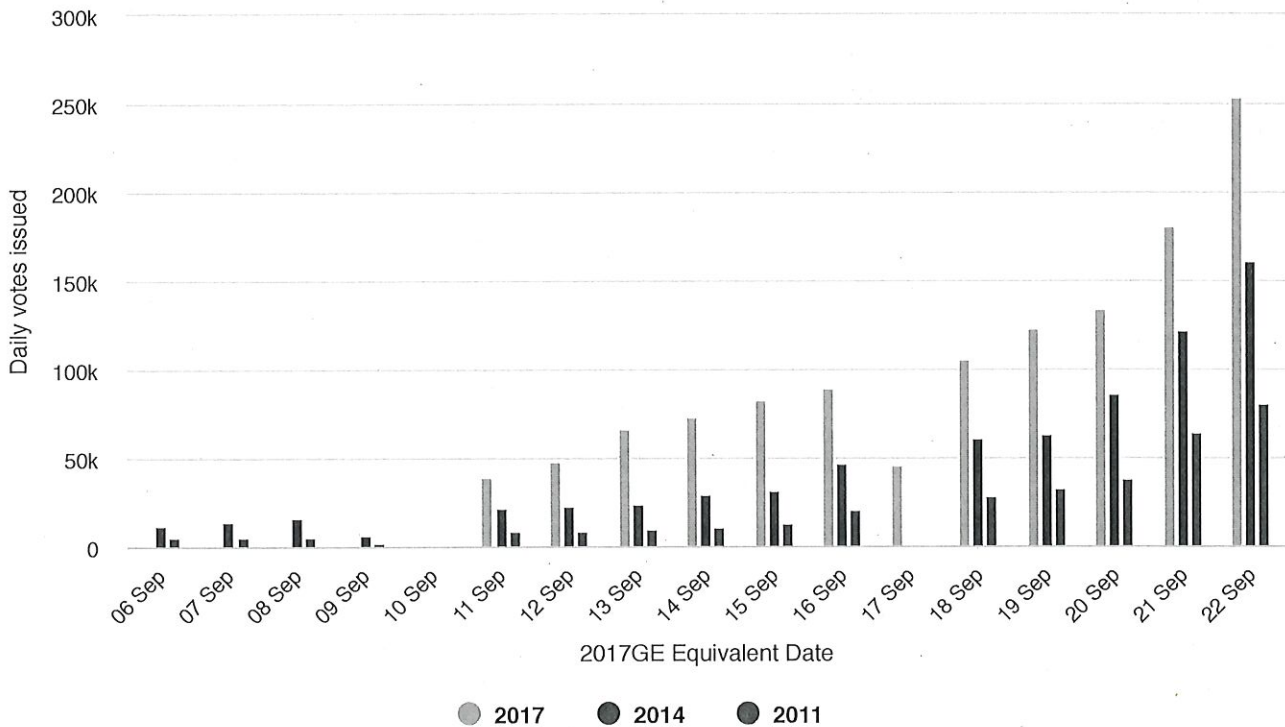
2017 General Election

Advance voting statistics for the 2017 General Election

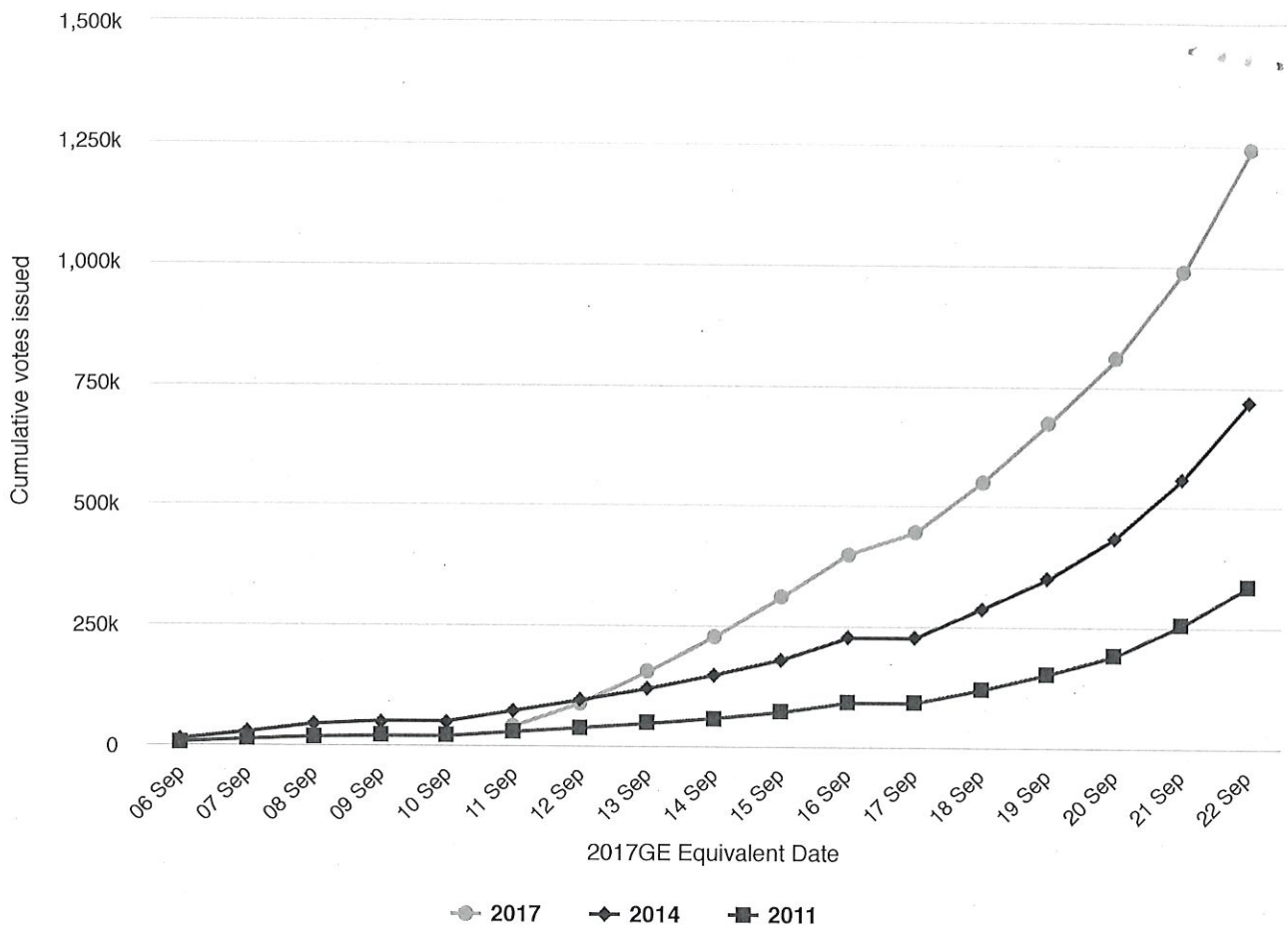
2020
page 264

These statistics show the votes cast before election day in the 2017 General Election. They don't include overseas votes.

Daily advance votes




Cumulative advance votes



Comparison with advance votes from past elections

This table compares the number of advance votes for the General Election with the equivalent day in the 2014 and 2011 General Elections.

Date	2017	2014	2011
06 September	-	12,031	5,459
07 September	-	14,585	5,823
08 September	-	16,747	5,414
09 September	-	6,134	2,122
10 September	closed	closed	closed
11 September	39,570	22,234	8,893
12 September	48,238	22,846	8,845
13 September	66,084	23,950	9,750
14 September	72,932	29,033	11,041
15 September	82,422	31,753	13,399
16 September	89,480	46,200	20,115
17 September	45,306	closed	closed
18 September	105,228	60,966	27,841
19 September	123,307	62,595	32,937
20 September	133,813	86,021	38,380
21 September	180,887	122,017	64,137
22 September	253,473	160,467	80,402
Totals	1,240,740	717,579	334,558

 Download data as a CSV file (1kb)

